



















1. My gender is...

		Response Percent	Response Count
Female		68.3%	172
Male		31.7%	80
		answered question	252
		skipped question	0





2. My primary ethnicity is:

		Response Percent	Response Count
African American		0.4%	1
Chinese		3.6%	9
Filipino		0.8%	2
Hawaiian		0.4%	1
Hispanic/Latino		2.4%	6
Japanese		2.4%	6
Korean		0.4%	1
Native American		0.8%	2
White		82.4%	206
Other		1.2%	3
Decline this question		5.2%	13
		answered question	250
		skipped question	2







3. The teachers at SRVHS act professionally.

		Response Percent	Response Count
I strongly disagree		0.4%	1
I disagree		4.0%	10
I neither agree nor disagree		14.7%	37
I agree		63.1%	159
I strongly agree		17.9%	45
answered question			252
skipped question			0







4. The teachers at SRVHS are well qualified to support students and their learning.

		Response Percent	Response Count
I strongly disagree		0.0%	0
I disagree		6.0%	15
I neither agree nor disagree		16.7%	42
I agree		60.7%	153
I strongly agree		16.7%	42
answered question			252
skipped question			0







5. The teachers at SRVHS are well prepared.

		Response Percent	Response Count
I strongly disagree		0.8%	2
I disagree		4.8%	12
I neither agree nor disagree		17.9%	45
I agree		49.2%	124
I strongly agree		19.0%	48
I do not know		8.3%	21
answered question			252
skipped question			0






6. When I have been in contact with SRVHS staff, the communication from the staff has been effective.

		Response Percent	Response Count
I strongly disagree		2.4%	6
I disagree		5.6%	14
I neither agree nor disagree		10.7%	27
I agree		51.6%	130
I strongly agree		26.2%	66
Not applicable		3.6%	9
answered question			252
skipped question			0







7. SRVHS has enough staff to meet the needs of all students.

		Response Percent	Response Count
I strongly disagree		0.8%	2
I disagree		20.6%	52
I neither agree nor disagree		19.4%	49
I agree		36.9%	93
I strongly agree		6.7%	17
I do not know		15.5%	39
		answered question	252
		skipped question	0






8. The administration at SRVHS provides good leadership.

		Response Percent	Response Count
I strongly disagree		1.2%	3
I disagree		7.1%	18
I neither agree nor disagree		20.6%	52
I agree		52.0%	131
I strongly agree		19.0%	48
		answered question	252
		skipped question	0






9. The administration at SRVHS is accessible to students and parents to address comments or concerns about the school.

		Response Percent	Response Count
I strongly disagree		2.0%	5
I disagree		5.2%	13
I neither agree nor disagree		15.9%	40
I agree		42.1%	106
I strongly agree		29.0%	73
I do not know		6.0%	15
answered question			252
skipped question			0






10. The school's facilities are sufficient enough to meet the needs of all students.

		Response Percent	Response Count
I strongly disagree		5.2%	13
I disagree		21.8%	55
I neither agree nor disagree		14.7%	37
I agree		51.6%	130
I strongly agree		6.7%	17
answered question			252
skipped question			0







11. Classes at SRVHS are challenging.

		Response Percent	Response Count
I strongly disagree		0.8%	2
I disagree		3.6%	9
I neither agree nor disagree		17.1%	43
I agree		65.1%	164
I strongly agree		13.5%	34
answered question			252
skipped question			0







12. SRVHS prepares students for college.

		Response Percent	Response Count
I strongly disagree		1.6%	4
I disagree		4.8%	12
I neither agree nor disagree		14.3%	36
I agree		59.5%	150
I strongly agree		19.8%	50
answered question			252
skipped question			0






13. SRVHS offers the courses that students need to achieve their career goals.

		Response Percent	Response Count
I strongly disagree		1.2%	3
I disagree		6.3%	16
I neither agree nor disagree		13.1%	33
I agree		52.0%	131
I strongly agree		22.2%	56
I do not know		5.2%	13
answered question			252
skipped question			0







14. Students have equitable access to honors and advanced placement courses.

		Response Percent	Response Count
I strongly disagree		0.8%	2
I disagree		4.4%	11
I neither agree nor disagree		13.1%	33
I agree		42.1%	106
I strongly agree		29.4%	74
I do not know		10.3%	26
answered question			252
skipped question			0






15. The environment at SRVHS encourages taking a challenging class schedule.

		Response Percent	Response Count
I strongly disagree		2.0%	5
I disagree		9.1%	23
I neither agree nor disagree		20.6%	52
I agree		54.4%	137
I strongly agree		13.9%	35
answered question			252
skipped question			0







16. The curriculum in classes is based on state and/or national standards.

		Response Percent	Response Count
I strongly disagree		0.4%	1
I disagree		0.4%	1
I neither agree nor disagree		13.1%	33
I agree		50.8%	128
I strongly agree		20.2%	51
I do not know		15.1%	38
answered question			252
skipped question			0






17. I understand the sequencing of courses and graduation requirements.

		Response Percent	Response Count
I strongly disagree		1.2%	3
I disagree		4.1%	10
I neither agree nor disagree		7.9%	19
I agree		67.6%	163
I strongly agree		19.1%	46
answered question			241
skipped question			11








18. Teachers provide sufficient feedback on student performance.

		Response Percent	Response Count
I strongly disagree		3.3%	8
I disagree		21.2%	51
I neither agree nor disagree		19.1%	46
I agree		41.5%	100
I strongly agree		14.1%	34
I do not know		0.8%	2
answered question			241
skipped question			11







19. Students perform a wide variety of activities in classes such as presentations, projects, group assignments, experiments, and written reports.

		Response Percent	Response Count
I strongly disagree		0.0%	0
I disagree		4.1%	10
I neither agree nor disagree		11.2%	27
I agree		59.3%	143
I strongly agree		22.4%	54
I do not know		2.9%	7
answered question			241
skipped question			11







20. Technology (web research, presentations, content-based software, excel, web projects, video production, etc.) is used in class...

		Response Percent	Response Count
Never		0.8%	2
Once a semester		2.9%	7
A few times a semester		18.7%	45
Monthly		6.2%	15
Weekly		15.8%	38
Daily		9.1%	22
I do not know		46.5%	112
answered question			241
skipped question			11






21. Students feel comfortable asking questions and expressing ideas in class.

		Response Percent	Response Count
I strongly disagree		2.5%	6
I disagree		11.2%	27
I neither agree nor disagree		16.6%	40
I agree		44.4%	107
I strongly agree		10.4%	25
I do not know		14.9%	36
answered question			241
skipped question			11






22. Teachers use a variety of tools to assess student achievement.

		Response Percent	Response Count
I strongly disagree		2.1%	5
I disagree		10.4%	25
I neither agree nor disagree		20.3%	49
I agree		37.8%	91
I strongly agree		5.4%	13
I do not know		24.1%	58
answered question			241
skipped question			11






23. Teachers provide timely notification of upcoming assessments.

		Response Percent	Response Count
I strongly disagree		2.5%	6
I disagree		9.5%	23
I neither agree nor disagree		14.5%	35
I agree		63.5%	153
I strongly agree		10.0%	24
answered question			241
skipped question			11






24. Teachers provide assessment results in a reasonable amount of time.

		Response Percent	Response Count
I strongly disagree		3.7%	9
I disagree		12.9%	31
I neither agree nor disagree		21.6%	52
I agree		56.8%	137
I strongly agree		5.0%	12
answered question			241
skipped question			11






25. CAHSEE(California High School Exit Exam) performance for my student is important to me.

		Response Percent	Response Count
I strongly disagree		5.8%	14
I disagree		19.5%	47
I neither agree nor disagree		22.0%	53
I agree		36.1%	87
I strongly agree		16.6%	40
answered question			241
skipped question			11







26. STAR test(the California subject assessments given in April) performance for my student is important to me.

		Response Percent	Response Count
I strongly disagree		5.8%	14
I disagree		19.1%	46
I neither agree nor disagree		21.6%	52
I agree		40.7%	98
I strongly agree		12.9%	31
answered question			241
skipped question			11







27. Standardized testing (CAHSEE, STAR, etc) improves the educational experience.

		Response Percent	Response Count
I strongly disagree		11.2%	27
I disagree		32.0%	77
I neither agree nor disagree		30.3%	73
I agree		20.3%	49
I strongly agree		6.2%	15
answered question			241
skipped question			11







28. The counselors are helpful when contacted.

		Response Percent	Response Count
I strongly disagree		4.3%	10
I disagree		6.1%	14
I neither agree nor disagree		11.3%	26
I agree		42.9%	99
I strongly agree		26.8%	62
I do not know		8.7%	20
answered question			231
skipped question			21







29. The SRVHS campus is clean.

		Response Percent	Response Count
I strongly disagree		0.9%	2
I disagree		10.4%	24
I neither agree nor disagree		12.1%	28
I agree		54.5%	126
I strongly agree		17.3%	40
I do not know		4.8%	11
answered question			231
skipped question			21







30. The SRVHS campus is safe.

		Response Percent	Response Count
I strongly disagree		0.4%	1
I disagree		2.6%	6
I neither agree nor disagree		7.8%	18
I agree		58.4%	135
I strongly agree		23.8%	55
I do not know		6.9%	16
answered question			231
skipped question			21







31. Students at SRVHS treat one another with respect.

		Response Percent	Response Count
I strongly disagree		1.3%	3
I disagree		7.8%	18
I neither agree nor disagree		14.3%	33
I agree		53.2%	123
I strongly agree		9.5%	22
I do not know		13.9%	32
answered question			231
skipped question			21







32. Bullying is an issue at SRVHS.

		Response Percent	Response Count
I strongly disagree		3.9%	9
I disagree		28.1%	65
I neither agree nor disagree		24.7%	57
I agree		14.3%	33
I strongly agree		2.6%	6
I do not know		26.4%	61
answered question			231
skipped question			21





33. Students at SRVHS treat the staff with respect.

		Response Percent	Response Count
I strongly disagree		0.4%	1
I disagree		3.9%	9
I neither agree nor disagree		19.0%	44
I agree		47.2%	109
I strongly agree		2.6%	6
I do not know		26.8%	62
answered question			231
skipped question			21







34. Teachers at SRVHS treat the students with respect.

		Response Percent	Response Count
I strongly disagree		1.3%	3
I disagree		6.1%	14
I neither agree nor disagree		18.2%	42
I agree		54.5%	126
I strongly agree		8.7%	20
I do not know		11.3%	26
answered question			231
skipped question			21






35. Students at SRVHS are stressed.

		Response Percent	Response Count
I strongly disagree		0.0%	0
I disagree		11.7%	27
I neither agree nor disagree		30.7%	71
I agree		43.3%	100
I strongly agree		14.3%	33
answered question			231
skipped question			21







36. SRVHS parents have _____ influence on school decisions.

		Response Percent	Response Count
Not nearly enough		3.5%	8
Not enough		17.7%	41
The right amount		41.1%	95
Too much		4.8%	11
Way too much		0.9%	2
I do not know		32.0%	74
answered question			231
skipped question			21







37. SRVHS students and parents have adequate access to view student grades.

		Response Percent	Response Count
I strongly disagree		0.9%	2
I disagree		2.6%	6
I neither agree nor disagree		3.0%	7
I agree		47.2%	109
I strongly agree		46.3%	107
answered question			231
skipped question			21







38. Not including the library tutoring program, my student has a tutor in(check all that apply):

		Response Percent	Response Count
No Classes		59.3%	137
Science		15.2%	35
Math		35.9%	83
History/Social Studies		2.6%	6
English		4.3%	10
World Language		6.5%	15
answered question			231
skipped question			21






39. Classes of the same subject area (examples: all Geometry classes, all Chemistry classes, all English 11 classes, etc.) have a consistent workload, regardless of teacher.

		Response Percent	Response Count
I strongly disagree		9.1%	21
I disagree		32.5%	75
I neither agree nor disagree		8.7%	20
I agree		13.4%	31
I strongly agree		0.9%	2
I do not know		35.5%	82
answered question			231
skipped question			21






40. Classes of the same subject area (examples: all Geometry classes, all Chemistry classes, all English 11 classes, etc.) have a consistent grading standard, regardless of teacher.

		Response Percent	Response Count
I strongly disagree		10.4%	24
I disagree		28.1%	65
I neither agree nor disagree		11.7%	27
I agree		14.3%	33
I strongly agree		0.9%	2
I do not know		34.6%	80
answered question			231
skipped question			21






41. Classes of the same subject area (examples: all Geometry classes, all Chemistry classes, all English 11 classes, etc.) have consistent pacing, regardless of teacher.

		Response Percent	Response Count
I strongly disagree		6.5%	15
I disagree		27.3%	63
I neither agree nor disagree		13.0%	30
I agree		16.9%	39
I strongly agree		0.0%	0
I do not know		36.4%	84
answered question			231
skipped question			21

42. The amount of work assigned to students is:

		Response Percent	Response Count
Not nearly enough to support learning		2.2%	5
Almost enough to support learning		10.8%	25
The right amount to support learning		58.0%	134
A little more than needed to support learning		24.2%	56
Excessive		4.8%	11
answered question			231
skipped question			21

43. The average amount of time my student spends on homework per night is:

		Response Percent	Response Count
0 to 30 min		5.2%	12
30 to 60 min		14.3%	33
1 to 1.5 hours		20.8%	48
1.5 to 2 hours		24.7%	57
More than 2 hours		35.1%	81
answered question			231
skipped question			21