












1. My gender is...

		Response Percent	Response Count
Female		54.8%	46
Male		45.2%	38
		answered question	84
		skipped question	0





2. My primary ethnicity is:

		Response Percent	Response Count
African American		0.0%	0
Chinese		0.0%	0
Filipino		0.0%	0
Hawaiian		0.0%	0
Hispanic/Latino		3.6%	3
Japanese		0.0%	0
Korean		0.0%	0
Native American		2.4%	2
White		84.3%	70
Other		2.4%	2
Decline this question		7.2%	6
		answered question	83
		skipped question	1

3. The teachers at SRVHS act professionally.

		Response Percent	Response Count
I strongly disagree		1.2%	1
I disagree		0.0%	0
I neither agree nor disagree		4.8%	4
I agree		47.6%	40
I strongly agree		46.4%	39
answered question			84
skipped question			0

4. The teachers at SRVHS are well qualified to support students and their learning.

		Response Percent	Response Count
I strongly disagree		1.2%	1
I disagree		0.0%	0
I neither agree nor disagree		1.2%	1
I agree		41.7%	35
I strongly agree		56.0%	47
answered question			84
skipped question			0






5. The teachers at SRVHS are well prepared.

		Response Percent	Response Count
I strongly disagree		0.0%	0
I disagree		0.0%	0
I neither agree nor disagree		6.0%	5
I agree		53.6%	45
I strongly agree		40.5%	34
answered question			84
skipped question			0






6. SRVHS has enough staff to meet the needs of all students.

		Response Percent	Response Count
I strongly disagree		7.1%	6
I disagree		40.5%	34
I neither agree nor disagree		11.9%	10
I agree		33.3%	28
I strongly agree		7.1%	6
answered question			84
skipped question			0






7. The administration at SRVHS provides good leadership.

		Response Percent	Response Count
I strongly disagree		3.6%	3
I disagree		11.9%	10
I neither agree nor disagree		16.7%	14
I agree		44.0%	37
I strongly agree		23.8%	20
answered question			84
skipped question			0






8. The administration at SRVHS is visible on campus during the school day.

		Response Percent	Response Count
I strongly disagree		2.4%	2
I disagree		22.6%	19
I neither agree nor disagree		13.1%	11
I agree		38.1%	32
I strongly agree		23.8%	20
answered question			84
skipped question			0





9. The administration at SRVHS is accessible to staff to address comments or concerns about the school.

		Response Percent	Response Count
I strongly disagree		1.2%	1
I disagree		9.5%	8
I neither agree nor disagree		14.3%	12
I agree		44.0%	37
I strongly agree		31.0%	26
answered question			84
skipped question			0




10. The school's facilities are sufficient enough to meet the needs of all students.

		Response Percent	Response Count
I strongly disagree		6.0%	5
I disagree		28.6%	24
I neither agree nor disagree		13.1%	11
I agree		44.0%	37
I strongly agree		8.3%	7
answered question			84
skipped question			0






11. Classes at SRVHS are challenging.

		Response Percent	Response Count
I strongly disagree		0.0%	0
I disagree		1.2%	1
I neither agree nor disagree		10.7%	9
I agree		60.7%	51
I strongly agree		27.4%	23
		answered question	84
		skipped question	0





12. I am familiar with the school's Expected School-Wide Learning Results (ESLRs).

		Response Percent	Response Count
I strongly disagree		0.0%	0
I disagree		0.0%	0
I neither agree nor disagree		6.0%	5
I agree		56.0%	47
I strongly agree		38.1%	32
		answered question	84
		skipped question	0






13. I make connections between what I teach and the ESLRs.

		Response Percent	Response Count
I strongly disagree		1.2%	1
I disagree		8.3%	7
I neither agree nor disagree		26.2%	22
I agree		46.4%	39
I strongly agree		17.9%	15
		answered question	84
		skipped question	0





14. SRVHS prepares students for college.

		Response Percent	Response Count
I strongly disagree		0.0%	0
I disagree		1.2%	1
I neither agree nor disagree		8.3%	7
I agree		46.4%	39
I strongly agree		44.0%	37
		answered question	84
		skipped question	0






15. SRVHS offers the courses that students need to achieve their career goals.

		Response Percent	Response Count
I strongly disagree		1.2%	1
I disagree		17.9%	15
I neither agree nor disagree		21.4%	18
I agree		44.0%	37
I strongly agree		15.5%	13
		answered question	84
		skipped question	0





16. Students have equitable access to honors and advanced placement courses.

		Response Percent	Response Count
I strongly disagree		0.0%	0
I disagree		2.4%	2
I neither agree nor disagree		14.3%	12
I agree		50.0%	42
I strongly agree		33.3%	28
		answered question	84
		skipped question	0







17. Students are encouraged to pursue a schedule that encourages a high level of learning.

		Response Percent	Response Count
I strongly disagree		1.2%	1
I disagree		1.2%	1
I neither agree nor disagree		9.5%	8
I agree		59.5%	50
I strongly disagree		28.6%	24
answered question			84
skipped question			0





18. The curriculum in my classes is based on state or national standards.

		Response Percent	Response Count
Not applicable		6.0%	5
I strongly disagree		0.0%	0
I disagree		0.0%	0
I neither agree nor disagree		6.0%	5
I agree		28.6%	24
I strongly agree		59.5%	50
answered question			84
skipped question			0





19. I inform the students of the content standards covered in my classes.

		Response Percent	Response Count
Not applicable		6.3%	5
I strongly disagree		1.3%	1
I disagree		17.7%	14
I neither agree nor disagree		22.8%	18
I agree		40.5%	32
I strongly agree		11.4%	9
answered question			79
skipped question			5





20. I understand the sequencing of courses and graduation requirements.

		Response Percent	Response Count
I strongly disagree		0.0%	0
I disagree		3.8%	3
I neither agree nor disagree		11.4%	9
I agree		55.7%	44
I strongly agree		29.1%	23
answered question			79
skipped question			5







21. I provide sufficient feedback on student achievement.

		Response Percent	Response Count
I strongly disagree		0.0%	0
I disagree		2.5%	2
I neither agree nor disagree		3.8%	3
I agree		45.6%	36
I strongly agree		48.1%	38
answered question			79
skipped question			5




22. My students perform a wide variety of activities in my class such as presentations, projects, group assignments, experiments, and written reports.

		Response Percent	Response Count
I strongly disagree		0.0%	0
I disagree		8.9%	7
I neither agree nor disagree		15.2%	12
I agree		38.0%	30
I strongly agree		38.0%	30
answered question			79
skipped question			5

23. My students use technology (web research, presentations, content-based software, excel, web projects, video production, etc.)...

		Response Percent	Response Count
Never		3.8%	3
Once a semester		13.9%	11
A few times a semester		27.8%	22
Monthly		24.1%	19
Weekly		19.0%	15
Daily		11.4%	9
answered question			79
skipped question			5

24. Students feel comfortable asking questions in my classes.

		Response Percent	Response Count
I strongly disagree		0.0%	0
I disagree		0.0%	0
I neither agree nor disagree		5.1%	4
I agree		41.8%	33
I strongly agree		53.2%	42
answered question			79
skipped question			5

25. Students feel comfortable expressing ideas in my classroom.

		Response Percent	Response Count
I strongly disagree		0.0%	0
I disagree		0.0%	0
I neither agree nor disagree		5.1%	4
I agree		45.6%	36
I strongly agree		49.4%	39
answered question			79
skipped question			5

26. I make cross-curricular connections.

		Response Percent	Response Count
I strongly disagree		0.0%	0
I disagree		3.8%	3
I neither agree nor disagree		19.0%	15
I agree		48.1%	38
I strongly agree		29.1%	23
answered question			79
skipped question			5





27. My curriculum addresses the development of learning skills such as writing, reading comprehension, and research.

		Response Percent	Response Count
Not applicable		5.1%	4
I strongly disagree		1.3%	1
I disagree		2.5%	2
I neither agree nor disagree		8.9%	7
I agree		41.8%	33
I strongly agree		40.5%	32
answered question			79
skipped question			5






28. I use a variety of tools to assess student achievement.

		Response Percent	Response Count
I strongly disagree		0.0%	0
I disagree		3.8%	3
I neither agree nor disagree		15.2%	12
I agree		48.1%	38
I strongly agree		32.9%	26
answered question			79
skipped question			5

29. I provide timely notification of upcoming assessments.

		Response Percent	Response Count
Not applicable		2.5%	2
I strongly disagree		0.0%	0
I disagree		0.0%	0
I neither agree nor disagree		7.6%	6
I agree		35.4%	28
I strongly agree		54.4%	43
answered question			79
skipped question			5

30. I provide assessment results in a reasonable amount of time.

		Response Percent	Response Count
Not applicable		2.5%	2
I strongly disagree		0.0%	0
I disagree		5.1%	4
I neither agree nor disagree		8.9%	7
I agree		35.4%	28
I strongly agree		48.1%	38
answered question			79
skipped question			5






31. I use test results to help guide my instructional calendar.

		Response Percent	Response Count
Not applicable		8.9%	7
I strongly disagree		2.5%	2
I disagree		10.1%	8
I neither agree nor disagree		16.5%	13
I agree		38.0%	30
I strongly agree		24.1%	19
answered question			79
skipped question			5






32. I use previous standardized test results (i.e. last year's STAR scores, etc.) to help guide my instruction, pacing, focus areas, etc.

		Response Percent	Response Count
Not applicable		21.5%	17
I strongly disagree		3.8%	3
I disagree		10.1%	8
I neither agree nor disagree		29.1%	23
I agree		22.8%	18
I strongly agree		12.7%	10
answered question			79
skipped question			5

33. Standardized test results are important for improving student achievement.

		Response Percent	Response Count
I strongly disagree		17.7%	14
I disagree		19.0%	15
I neither agree nor disagree		39.2%	31
I agree		19.0%	15
I strongly agree		5.1%	4
answered question			79
skipped question			5

34. I have sufficient time to collaborate with my fellow teachers.

		Response Percent	Response Count
I strongly disagree		3.8%	3
I disagree		19.0%	15
I neither agree nor disagree		13.9%	11
I agree		38.0%	30
I strongly agree		25.3%	20
answered question			79
skipped question			5






35. I communicate with the counselors as much as needed.

		Response Percent	Response Count
I strongly disagree		0.0%	0
I disagree		0.0%	0
I neither agree nor disagree		9.0%	7
I agree		59.0%	46
I strongly agree		32.1%	25
answered question			78
skipped question			6





36. I communicate with the administration as much as needed.

		Response Percent	Response Count
I strongly disagree		0.0%	0
I disagree		5.1%	4
I neither agree nor disagree		14.1%	11
I agree		56.4%	44
I strongly agree		24.4%	19
answered question			78
skipped question			6





37. The SRVHS campus is clean.

		Response Percent	Response Count
I strongly disagree		3.8%	3
I disagree		24.4%	19
I neither agree nor disagree		29.5%	23
I agree		38.5%	30
I strongly agree		3.8%	3
answered question			78
skipped question			6





38. The SRVHS campus is safe.

		Response Percent	Response Count
I strongly disagree		0.0%	0
I disagree		3.8%	3
I neither agree nor disagree		5.1%	4
I agree		64.1%	50
I strongly agree		26.9%	21
answered question			78
skipped question			6






39. Students at SRVHS treat one another with respect.

		Response Percent	Response Count
I strongly disagree		0.0%	0
I disagree		5.1%	4
I neither agree nor disagree		17.9%	14
I agree		67.9%	53
I strongly agree		9.0%	7
answered question			78
skipped question			6





40. Students at SRVHS treat the staff with respect.

		Response Percent	Response Count
I strongly disagree		0.0%	0
I disagree		3.8%	3
I neither agree nor disagree		19.2%	15
I agree		62.8%	49
I strongly agree		14.1%	11
answered question			78
skipped question			6






41. Students at SRVHS are stressed.

		Response Percent	Response Count
I strongly disagree		1.3%	1
I disagree		9.0%	7
I neither agree nor disagree		32.1%	25
I agree		43.6%	34
I strongly agree		14.1%	11
answered question			78
skipped question			6





42. Teachers at SRVHS are stressed.

		Response Percent	Response Count
I strongly disagree		0.0%	0
I disagree		5.1%	4
I neither agree nor disagree		19.2%	15
I agree		52.6%	41
I strongly agree		23.1%	18
answered question			78
skipped question			6

43. I have sufficient opportunities to attend professional development.

		Response Percent	Response Count
I strongly disagree		1.3%	1
I disagree		15.4%	12
I neither agree nor disagree		21.8%	17
I agree		44.9%	35
I strongly agree		16.7%	13
answered question			78
skipped question			6

44. SRVHS parents have _____ influence on school decisions.

		Response Percent	Response Count
I do not know		2.6%	2
Not nearly enough		0.0%	0
Not enough		0.0%	0
The right amount		33.3%	26
Too much		50.0%	39
Way too much		14.1%	11
answered question			78
skipped question			6







45. SRVHS students and parents have adequate access to view student grades.

		Response Percent	Response Count
I strongly disagree		0.0%	0
I disagree		0.0%	0
I neither agree nor disagree		5.1%	4
I agree		30.8%	24
I strongly agree		64.1%	50
answered question			78
skipped question			6







46. Classes of the same subject area have a consistent workload, regardless of teacher.

		Response Percent	Response Count
I do not know		3.8%	3
I strongly disagree		3.8%	3
I disagree		32.1%	25
I neither agree nor disagree		26.9%	21
I agree		28.2%	22
I strongly agree		5.1%	4
answered question			78
skipped question			6

47. Classes of the same subject area have a consistent grading standard, regardless of teacher.

		Response Percent	Response Count
I do not know		6.4%	5
I strongly disagree		5.1%	4
I disagree		26.9%	21
I neither agree nor disagree		26.9%	21
I agree		32.1%	25
I strongly agree		2.6%	2
answered question			78
skipped question			6

48. Classes of the same subject area have consistent pacing, regardless of teacher.

		Response Percent	Response Count
I do not know		3.8%	3
I strongly disagree		2.6%	2
I disagree		23.1%	18
I neither agree nor disagree		29.5%	23
I agree		33.3%	26
I strongly agree		7.7%	6
answered question			78
skipped question			6

49. The amount of work assigned to students is:

		Response Percent	Response Count
I do not know		6.4%	5
Not nearly enough to support learning		1.3%	1
Almost enough to support learning		6.4%	5
The right amount to support learning		62.8%	49
A little more than needed to support learning		21.8%	17
Excessive		1.3%	1
answered question			78
skipped question			6