














1. My gender is...

		Response Percent	Response Count
Female		62.4%	68
Male		37.6%	41
		answered question	109
		skipped question	0






2. My primary ethnicity is:

		Response Percent	Response Count
African American		1.9%	2
Chinese		8.5%	9
Filipino		1.9%	2
Hawaiian		0.0%	0
Hispanic/Latino		2.8%	3
Japanese		0.0%	0
Korean		0.0%	0
Native American		0.0%	0
White		74.5%	79
Other		4.7%	5
Decline this question		5.7%	6
		answered question	106
		skipped question	3






3. The teachers at SRVHS act professionally.

		Response Percent	Response Count
I strongly disagree		0.0%	0
I disagree		6.4%	7
I neither agree nor disagree		11.9%	13
I agree		56.9%	62
I strongly agree		24.8%	27
answered question			109
skipped question			0






4. The teachers at SRVHS are well qualified to support students and their learning.

		Response Percent	Response Count
I strongly disagree		1.8%	2
I disagree		6.4%	7
I neither agree nor disagree		13.8%	15
I agree		52.3%	57
I strongly agree		25.7%	28
answered question			109
skipped question			0






5. The teachers at SRVHS are well prepared.

		Response Percent	Response Count
I strongly disagree		1.8%	2
I disagree		4.6%	5
I neither agree nor disagree		16.5%	18
I agree		60.6%	66
I strongly agree		16.5%	18
answered question			109
skipped question			0






6. SRVHS has enough staff to meet the needs of all students.

		Response Percent	Response Count
I strongly disagree		2.8%	3
I disagree		10.1%	11
I neither agree nor disagree		23.9%	26
I agree		53.2%	58
I strongly agree		10.1%	11
answered question			109
skipped question			0







7. The administration at SRVHS provides good leadership.

		Response Percent	Response Count
I strongly disagree		5.5%	6
I disagree		13.8%	15
I neither agree nor disagree		24.8%	27
I agree		40.4%	44
I strongly agree		15.6%	17
answered question			109
skipped question			0






8. The administration at SRVHS is visible on campus during the school day.

		Response Percent	Response Count
I strongly disagree		1.8%	2
I disagree		3.7%	4
I neither agree nor disagree		12.8%	14
I agree		44.0%	48
I strongly agree		37.6%	41
answered question			109
skipped question			0






9. The administration at SRVHS is accessible to students to address comments or concerns about the school.

		Response Percent	Response Count
I strongly disagree		5.5%	6
I disagree		17.4%	19
I neither agree nor disagree		19.3%	21
I agree		25.7%	28
I strongly agree		19.3%	21
I do not know		12.8%	14
answered question			109
skipped question			0






10. The school's facilities are sufficient enough to meet the needs of all students.

		Response Percent	Response Count
I strongly disagree		2.8%	3
I disagree		15.6%	17
I neither agree nor disagree		16.5%	18
I agree		46.8%	51
I strongly agree		18.3%	20
answered question			109
skipped question			0






11. Classes at SRVHS are challenging.

		Response Percent	Response Count
I strongly disagree		1.8%	2
I disagree		5.5%	6
I neither agree nor disagree		26.6%	29
I agree		47.7%	52
I strongly agree		18.3%	20
answered question			109
skipped question			0







12. I am familiar with the school's Expected School-Wide Learning Results (ESLRs).

		Response Percent	Response Count
I strongly disagree		11.0%	12
I disagree		20.2%	22
I neither agree nor disagree		23.9%	26
I agree		30.3%	33
I strongly agree		14.7%	16
answered question			109
skipped question			0







13. SRVHS prepares students for college.

		Response Percent	Response Count
I strongly disagree		1.8%	2
I disagree		0.9%	1
I neither agree nor disagree		12.8%	14
I agree		46.8%	51
I strongly agree		37.6%	41
answered question			109
skipped question			0






14. SRVHS offers the courses that students need to achieve their career goals.

		Response Percent	Response Count
I strongly disagree		3.7%	4
I disagree		6.4%	7
I neither agree nor disagree		16.5%	18
I agree		43.1%	47
I strongly agree		28.4%	31
I do not know		1.8%	2
answered question			109
skipped question			0







15. Students have equitable access to honors and advanced placement courses.

		Response Percent	Response Count
I strongly disagree		1.8%	2
I disagree		5.5%	6
I neither agree nor disagree		4.6%	5
I agree		36.7%	40
I strongly agree		47.7%	52
I do not know		3.7%	4
answered question			109
skipped question			0





16. The environment at SRVHS encourages taking a challenging class schedule.

		Response Percent	Response Count
I strongly disagree		3.7%	4
I disagree		12.8%	14
I neither agree nor disagree		19.3%	21
I agree		43.1%	47
I strongly agree		21.1%	23
answered question			109
skipped question			0






17. The curriculum in my classes is based on state and/or national standards.

		Response Percent	Response Count
I strongly disagree		0.9%	1
I disagree		3.7%	4
I neither agree nor disagree		10.1%	11
I agree		45.9%	50
I strongly agree		14.7%	16
I do not know		24.8%	27
answered question			109
skipped question			0






18. I understand the sequencing of courses and graduation requirements.

		Response Percent	Response Count
I strongly disagree		1.0%	1
I disagree		1.9%	2
I neither agree nor disagree		0.0%	0
I agree		55.3%	57
I strongly agree		41.7%	43
answered question			103
skipped question			6







19. My teachers provide sufficient feedback on my performance in class.

		Response Percent	Response Count
I strongly disagree		3.9%	4
I disagree		23.3%	24
I neither agree nor disagree		18.4%	19
I agree		40.8%	42
I strongly agree		13.6%	14
answered question			103
skipped question			6






20. Students perform a wide variety of activities in classes such as presentations, projects, group assignments, experiments, and written reports.

		Response Percent	Response Count
I strongly disagree		2.9%	3
I disagree		8.7%	9
I neither agree nor disagree		11.7%	12
I agree		52.4%	54
I strongly agree		24.3%	25
answered question			103
skipped question			6






21. I use technology (web research, presentations, content-based software, excel, web projects, video production, etc.) in class...

		Response Percent	Response Count
Never		5.8%	6
Once a semester		9.7%	10
A few times a semester		36.9%	38
Monthly		19.4%	20
Weekly		22.3%	23
Daily		5.8%	6
answered question			103
skipped question			6






22. Students feel comfortable asking questions in class.

		Response Percent	Response Count
I strongly disagree		2.9%	3
I disagree		12.6%	13
I neither agree nor disagree		16.5%	17
I agree		45.6%	47
I strongly agree		22.3%	23
answered question			103
skipped question			6






23. Students feel comfortable expressing ideas in class.

		Response Percent	Response Count
I strongly disagree		1.9%	2
I disagree		17.5%	18
I neither agree nor disagree		15.5%	16
I agree		53.4%	55
I strongly agree		11.7%	12
answered question			103
skipped question			6






24. In my classes, we make crosscurricular connections. In other words: In my classes, I use skills that I have learned in other subjects.

		Response Percent	Response Count
I strongly disagree		1.9%	2
I disagree		6.8%	7
I neither agree nor disagree		14.6%	15
I agree		62.1%	64
I strongly agree		14.6%	15
answered question			103
skipped question			6






25. My teachers use a variety of tools to assess student achievement.

		Response Percent	Response Count
I strongly disagree		4.9%	5
I disagree		14.6%	15
I neither agree nor disagree		22.3%	23
I agree		48.5%	50
I strongly agree		9.7%	10
answered question			103
skipped question			6






26. My teachers provide timely notification of upcoming assessments.

		Response Percent	Response Count
I strongly disagree		11.7%	12
I disagree		16.5%	17
I neither agree nor disagree		17.5%	18
I agree		47.6%	49
I strongly agree		6.8%	7
answered question			103
skipped question			6






27. My teachers provide assessment results in a reasonable amount of time.

		Response Percent	Response Count
I strongly disagree		5.8%	6
I disagree		20.4%	21
I neither agree nor disagree		20.4%	21
I agree		44.7%	46
I strongly agree		8.7%	9
answered question			103
skipped question			6






28. My CAHSEE(California High School Exit Exam) performance is important to me.

		Response Percent	Response Count
I strongly disagree		7.8%	8
I disagree		16.5%	17
I neither agree nor disagree		21.4%	22
I agree		35.0%	36
I strongly agree		19.4%	20
answered question			103
skipped question			6







29. My STAR test performance is important to me.

		Response Percent	Response Count
I strongly disagree		8.7%	9
I disagree		12.6%	13
I neither agree nor disagree		20.4%	21
I agree		39.8%	41
I strongly agree		18.4%	19
answered question			103
skipped question			6






30. Standardized testing (CAHSEE, STAR, etc) improves my educational experience.

		Response Percent	Response Count
I strongly disagree		28.2%	29
I disagree		27.2%	28
I neither agree nor disagree		23.3%	24
I agree		17.5%	18
I strongly agree		3.9%	4
answered question			103
skipped question			6






31. The counselors are helpful when I approach them.

		Response Percent	Response Count
I strongly disagree		6.8%	7
I disagree		9.7%	10
I neither agree nor disagree		11.7%	12
I agree		25.2%	26
I strongly agree		35.0%	36
I do not know		11.7%	12
answered question			103
skipped question			6






32. The SRVHS campus is clean.

		Response Percent	Response Count
I strongly disagree		3.9%	4
I disagree		13.6%	14
I neither agree nor disagree		18.4%	19
I agree		48.5%	50
I strongly agree		15.5%	16
answered question			103
skipped question			6






33. The SRVHS campus is safe.

		Response Percent	Response Count
I strongly disagree		1.9%	2
I disagree		2.9%	3
I neither agree nor disagree		12.6%	13
I agree		43.7%	45
I strongly agree		38.8%	40
answered question			103
skipped question			6






34. Students at SRVHS treat one another with respect.

		Response Percent	Response Count
I strongly disagree		5.8%	6
I disagree		21.4%	22
I neither agree nor disagree		20.4%	21
I agree		41.7%	43
I strongly agree		10.7%	11
answered question			103
skipped question			6






35. Bullying is an issue at SRVHS.

		Response Percent	Response Count
I strongly disagree		14.6%	15
I disagree		31.1%	32
I neither agree nor disagree		29.1%	30
I agree		15.5%	16
I strongly agree		9.7%	10
answered question			103
skipped question			6






36. Students at SRVHS treat the staff with respect.

		Response Percent	Response Count
I strongly disagree		1.9%	2
I disagree		18.4%	19
I neither agree nor disagree		20.4%	21
I agree		52.4%	54
I strongly agree		6.8%	7
answered question			103
skipped question			6

37. Teachers at SRVHS treat the students with respect.

		Response Percent	Response Count
I strongly disagree		2.9%	3
I disagree		11.7%	12
I neither agree nor disagree		19.4%	20
I agree		50.5%	52
I strongly agree		15.5%	16
answered question			103
skipped question			6

38. Students at SRVHS are stressed.

		Response Percent	Response Count
I strongly disagree		1.0%	1
I disagree		1.0%	1
I neither agree nor disagree		19.4%	20
I agree		34.0%	35
I strongly agree		44.7%	46
answered question			103
skipped question			6







39. SRVHS students have _____ influence on school decisions.

		Response Percent	Response Count
Not nearly enough		11.7%	12
Not enough		47.6%	49
The right amount		28.2%	29
Too much		2.9%	3
Way too much		0.0%	0
I do not know		9.7%	10
answered question			103
skipped question			6







40. SRVHS students and parents have adequate access to view student grades.

		Response Percent	Response Count
I strongly disagree		2.9%	3
I disagree		1.9%	2
I neither agree nor disagree		4.9%	5
I agree		35.9%	37
I strongly agree		54.4%	56
answered question			103
skipped question			6







41. Not including the library tutoring program, I have a tutor in(check all that apply):

		Response Percent	Response Count
No Classes		76.7%	79
Science		6.8%	7
Math		21.4%	22
History/Social Studies		1.9%	2
English		1.9%	2
World Language		1.9%	2
answered question			103
skipped question			6







42. Classes of the same subject area(examples: all Geometry classes, all Chemistry classes, all English 11 classes, etc.) have a consistent workload, regardless of teacher.

		Response Percent	Response Count
I strongly disagree		22.3%	23
I disagree		32.0%	33
I neither agree nor disagree		7.8%	8
I agree		27.2%	28
I strongly agree		6.8%	7
I do not know		3.9%	4
answered question			103
skipped question			6

43. Classes of the same subject area (examples: all Geometry classes, all Chemistry classes, all English 11 classes, etc.) have a consistent grading standard, regardless of teacher.

		Response Percent	Response Count
I strongly disagree		20.4%	21
I disagree		35.0%	36
I neither agree nor disagree		11.7%	12
I agree		20.4%	21
I strongly agree		2.9%	3
I do not know		9.7%	10
answered question			103
skipped question			6

44. Classes of the same subject area (examples: all Geometry classes, all Chemistry classes, all English 11 classes, etc.) have consistent pacing, regardless of teacher.

		Response Percent	Response Count
I strongly disagree		12.6%	13
I disagree		37.9%	39
I neither agree nor disagree		11.7%	12
I agree		30.1%	31
I strongly agree		4.9%	5
I do not know		2.9%	3
answered question			103
skipped question			6

45. The amount of work assigned to students is:

		Response Percent	Response Count
Not nearly enough to support learning		1.0%	1
Almost enough to support learning		4.9%	5
The right amount to support learning		37.9%	39
A little more than needed to support learning		38.8%	40
Excessive		17.5%	18
answered question			103
skipped question			6

46. The average amount of time I spend on homework per night is:

		Response Percent	Response Count
0 to 30 min		6.8%	7
30 to 60 min		12.6%	13
1 to 1.5 hours		15.5%	16
1.5 to 2 hours		27.2%	28
More than 2 hours		37.9%	39
answered question			103
skipped question			6

47. I utilize my teachers on Tuesday(A period) office hours:

		Response Percent	Response Count
Never because I have an A period		35.9%	37
Never but I do not have an A period		30.1%	31
Once or twice a semester		20.4%	21
Once or twice a month		6.8%	7
Three to four times a month		6.8%	7
answered question			103
skipped question			6

48. Tuesday office hours, during A period, enhance the academic experience at SRVHS:

		Response Percent	Response Count
I strongly disagree		18.4%	19
I disagree		11.7%	12
I neither agree nor disagree		13.6%	14
I agree		22.3%	23
I strongly agree		10.7%	11
I do not know		23.3%	24
answered question			103
skipped question			6